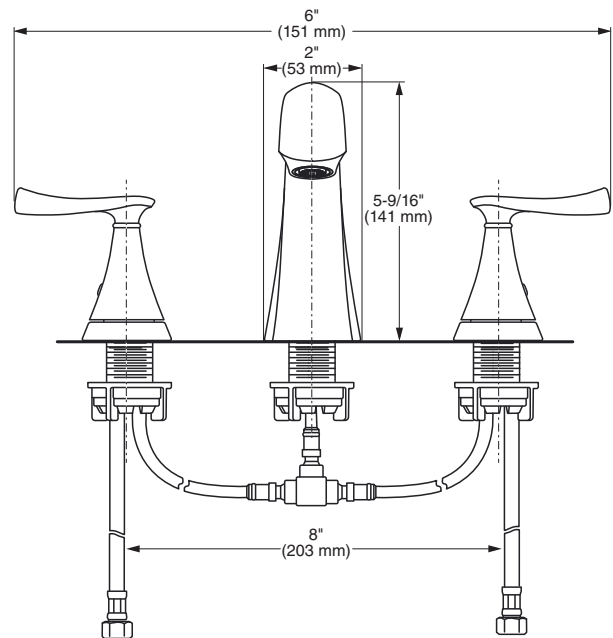


MODEL NUMBER:

- ❑ **7413801.002** Chrome finish. SKU# 1001-514-600.
- ❑ **7413801.295** Brushed Nickel finish. SKU# 1001-514-889.
- ❑ **7413801.278** Legacy Bronze finish. SKU# 1001-514-901.



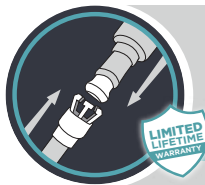
Effortless elegance, leading-edge style and thoughtful innovation combine to make American Standard faucets the perfect choice for those who are unwilling to sacrifice style for performance.

GENERAL DESCRIPTION:

Non-metal valve bodies with reinforced brass sleeves and flexible hose connections for 6" to 12" (152 to 305 mm) installations. 1/4 turn washerless ceramic disc valve cartridges. Drain body with 1-1/4 inch (32 mm) tail piece. 1.2 gpm/4.5 L/min. maximum flow rate.

PRODUCT FEATURES:

- Speed Connect Installation System
 - Pre-assembled handles
 - Speed Connect Hoses
- Durable easy to clean.
- Ceramic Disc Valve Cartridges: Assures a lifetime of smooth handle operation and drip-free performance.
- Supply lines included.
- Lead Free: Faucet contains ≤0.25% total lead content
- Choice of Finishes: Chrome, Brushed Nickel or Legacy Bronze



Easily Snaps Together for Watertight Connection
SPEED CONNECT® HOSES

Reliable For Life



Pre-assembled Handles
JUST DROP-IN AND CONNECT

Reliable For Life



Supply Lines Included

Reliable For Life

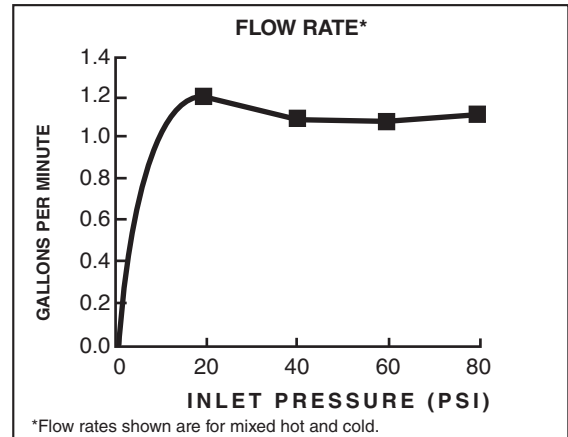
SUGGESTED SPECIFICATION:

2-Handle widespread bath faucet shall feature metal spout. Shall also feature 1/4 turn washerless ceramic disc valve cartridges. Shall also feature Speed Connect Installation System. Shall also feature a non-metal drain body. Fitting shall be American Standard Model # 7413801.002, SKU# 1001-514-600. Model # 7413801.295, SKU# 1001-514-889. Model # 7413801.278, SKU# 1001-514-901.

CODES AND STANDARDS

These products meet or exceed the following codes and standards:

ANSI A117.1
ASME A112.18.1
CSA B125.1
NSF 61/Section 9
NSF 372



Product Number	Description
7413801.002	Widespread lavatory. Metal lever handles. Pop-up drain. Chrome finish. SKU #1001-514-600.
7413801.295	Widespread lavatory. Metal lever handles. Pop-up drain. Brushed Nickel finish. SKU #1001-514-889.
7413801.278	Widespread lavatory. Metal lever handles. Pop-up drain. Legacy Bronze finish. SKU #1001-514-901.



Meets the American Disabilities Act Guidelines
ANSI A117.1 Requirements for the
physically challenged.