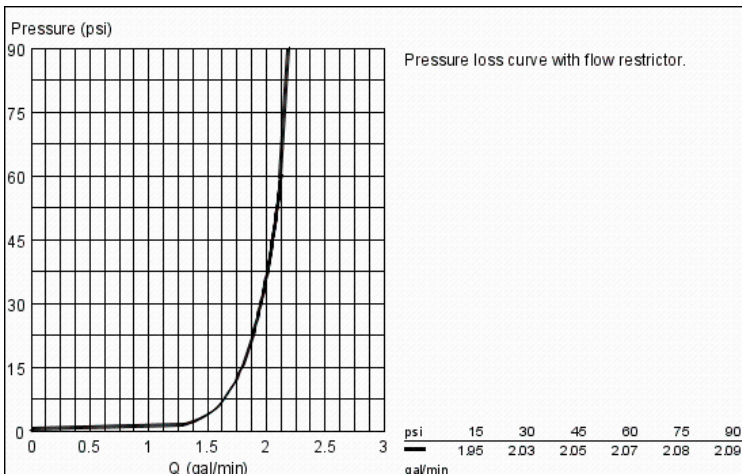
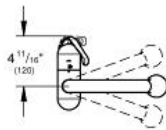
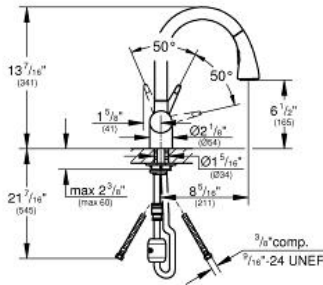


LADYLUX
Single-lever sink mixer 1/2"
MODEL # 33755SD1

Pure Freude an Wasser



GROHE America, Inc | 200 North Gary Avenue, Suite G, Roselle, IL 60172
Phone: +1 (800) 444-7643 | Fax: +1 (800) 225-2778 | us-customerservice@grohe.com



Product Description:
Single-lever sink mixer 1/2"

Standard Specification:

- Single hole installation
- Solid stainless steel body
- Swivel Spout
- 360° swivel spout
- Adjustable flow rate limiter
- **Pull-out Dual Spray Control** - switches back and forth between regular flow and spray
- **Automatic returning**
- **Integrated non-return valve**
- **Locking Push Button Control** - to switch from regular flow to spray
- **Automatic return to aerator**
- **Stainless steel flexible connection hoses**
- **Quick installation system**
- **Protected against backflow**
- **SpeedClean®** anti-lime system
- **GROHE SilkMove®** ceramic cartridge
- **GROHE RealSteel®** Stainless Steel Construction produced from Grade 304 stainless steel
- 8 5/16" reach
- Forward rotation lever, does not hit backsplash
- Max Flow Rate: 1.75 gpm (6.6 L/min)

Applicable Codes & Standards:

- NSF 61
- ASME A112.18.1/CSA B125.1
- US Federal and State material regulations
- ICC/ANSI A117.1

Color:

- 33755SD1 SD1 stainless steel, brushed